

MUFFLERS



- value priced
 - one piece construction
 - will not unbolt or come apart
 - lightweight: up to 50% less than stock mufflers
 - MACS design, less likely to be damaged in a crash
 - ready for MACS NEW Smoke System (order #9521 - \$29.95)
- For most .20-.61 engines !**

**MUFFLES !
PERFORMS !**



SIZE	ENGINES FITTED	PRICE	STOCK NUMBER
.25-.36	O.S. .21-.32 FSR, .25 FX, .32 SX + THUNDER TIGER .25 PRO & .36 PRO + MDS .28-.38 FS PRO ENYA .21 CX & SS + MAGNUM .25 PRO & .28 PRO + WEBRA .28 SPEED	30.95	6340
	O.S. .25 FP, S.T.G. .34		6300
.40-.47	.40 SIZE ADAPTER MUFFLER (requires adapter plate - order from list below)	35.95	6400
	MULTI-ENGINE STRAP-ON FITS: O.S. .30-.35-.40 RC old strap-on series ENYA .29-.35-.40-.45 old strap-on series + K&B .40 old strap-on (K&B also requires plugs #9520 below)		6520
	O.S. .40-.46 FX, O.S. .40-.46 SF + THUNDER TIGER .40 & .46 PRO + ROYAL .46 ASP .46 + GMS 2000 .40-.47 + MECOA .40-.46 + MDS .48 FS PRO (bolt-through)		6590
	S.T.G. .40-.45 (bolt-through)		6620
	O.S. .35-.40 FP, O.S. .40-.46 LA + THUNDER TIGER .42 - .46 GP MAGNUM .40 & .44 GP + WEBRA .40 RC + K&B .48		6650
.60 - .61	.60 SIZE ADAPTER MUFFLER (requires adapter plate - order from list below)	39.95	6700
	O.S. .60 FP, .61 SF, .61 FX + THUNDER TIGER .61 GP, .61 PRO + MAGNUM .61 PRO + MDS .68 FS PRO		6860
	S.T.G. .61-.75 (bolt-through)		6900
	S.T.S. .61K (bolt-on)		6920
	Engine Plugs - for use with strap-on muffler #6520 on K&B .40 old strap-on motor - Set of 2	.99	9520

HELICOPTER MUFFLERS

O.S. .32 SX-H (X)	34.95	6343
O.S. .46 FX-H	38.95	6593
O.S. .61 LX-H & SX-H	49.95	6863

MUFFLER ADAPTER PLATES - To be used with adapter mufflers (#6400 or #6700) listed above

ADAPTER PLATE	PRICE	STOCK NUMBER	ENGINES FITTED	PRICE	STOCK NUMBER	
.20 SIZE ADAPTER PLATE (use with #6200 adapter muffler)			S.T. .40-.46 K (bolt-on)	18.95	6638	
			MVVS 3.5, MDS .25 FS		O.S. .35-.40FP, .40-.46LA, TT.42-.46 GP, MAG .40-.46 GP	6658
			Irvine .20		WEBRA .40 SPEED (bolt-through)	6648
			O.S. .25 FP & LA, MAG .21 GP, STG .34		Y.S. .45	6678
Norvel .25, OPS 3.5		6318	PICCO .40-.45		6618	
O.S. .21-.32 FS & SX, O.S. .21-.32, .25 FX, .32 SX Thunder Tiger .25 & .36 Pro, Enya .21 CX & SS Enya MT, Magnum .25 Pro, MDS .28-.38 FS Pro Webra .28 Speed	8.95	6348	.60 SIZE ADAPTER PLATE (use with #6700 adapter muffler)		9.95	
			ENYA .45-.50SS	6718		
.40 SIZE ADAPTER PLATE (use with #6400 adapter muffler)	8.95		IRVINE .61, FOX .60-.74	19.95	6758	
			ENYA .40X & CX		K&B .61	6778
			ENYA .40 SS		K&B .65 SPORTSTER	6788
			H.B. .40 (bolt-through)		Y.S. .61 Long Stroke, KRAFT .61, RJL .61	6808
			K&B .40		MOKI .61	6818
			K&B .45 SPORTSTER		O.S. .50-.61 FSR, ASP .61, ENYA .61X, MVVS .61, WEBRA .61 (bolt-on)	6858
			MVVS .40		O.S. .60 FP, .61 SF, .61 FX, TT .61 GP & PRO	6868
			O.S. .40 FSR, ASP .40, IRVINE .40, ROYAL .40-.45		ROSSI .61 (new 4mm screws)	6878
			O.S. .40-.46 FX, .40-.46 SF, TT .40-.46 PRO		S.T. X .61 (bolt-on), MOKI 8.5	6918
			ROSSI .40-.45		Y.S. .60 (standard stroke)	6938
			S.T. G. .40-.45 (bolt through)		PICCO .61	6888




#9521... \$29.95

PUMPLESS SMOKE SYSTEM


- EFFECTIVE PUMPLESS SYSTEM
- High temperature ALL METAL check valve
- Easy installation - Great performance with MACS MUFFLER
- MACS MUFFLER even has pressure tap holes spot-drilled
- Also for use with most mufflers

AERO TUNED PIPES



QUIET TUNED PIPE			TUNED PIPE (UNMUFFLED)			MUFFLED TUNED PIPE		
SIZE	PRICE	STOCK NUMBER	SIZE	PRICE	STOCK NUMBER	SIZE	PRICE	STOCK NUMBER
			2.5cc (.10-.15)	28.95	1110	2.5cc (.10-.15)	44.95	1210
3.5cc (.20-.38)	51.95	1020	3.5cc (.20-.38)	29.95	1120	3.5cc (.20-.38)	45.95	1220
			6.5cc (.35-.45)	36.95	1130	6.5cc (.35-.45)	51.95	1230
7.5cc (.40-.50)	62.95	1040	7.5cc (.40-.50)	37.95	1140	7.5cc (.40-.50)	52.95	1240
8.5cc (.45-.60)	73.95	1050	8.5cc (.45-.60)	41.95	1150	8.5cc (.45-.60)	60.95	1250
10cc (.60-.75)	74.95	1060	10cc (.60-.75)	42.95	1160	10cc (.60-.75)	61.95	1260
10cc (.60-.75) long-stroke	78.95	1062						
15cc (.90-1.2)	95.95	1090	15cc (.90-1.08)	46.95	1190	15cc (.90-1.08)	67.95	1290
20cc (1.0-1.5) long-stroke-F3A	107.95	1092						
25cc (1.2-1.7)	126.95	1095	25cc (1.2-1.7)	77.95	1195			
35cc (1.5-3.2)	135.95	1096	35cc (1.5-3.2)	78.95	1196			
60cc (3.2-4.8)	156.95	1097	60cc (3.2-4.8)	83.95	1197			

** Pipe dimensions listed on our website www.macspro.com*



TUNED PIPE (UNMUFFLED)			MUFFLED TUNED PIPE			QUIET TUNED PIPE		
SIZE	PRICE	STOCK NUMBER	SIZE	PRICE	STOCK NUMBER	SIZE	PRICE	STOCK NUMBER
3.5cc (lo nitro)	36.95	1323	3.5cc (lo nitro)	49.95	1327			
3.5cc (hi nitro)	37.95	1324	3.5cc (hi nitro)	50.95	1328			
3.5cc (compound)	46.95	1325	3.5cc (compound)	61.95	1329	3.5cc (compound)	86.95	1322
7.5cc	57.95	1345	7.5cc	69.95	1349	7.5cc	99.95	1342
11cc	60.95	1365	11cc	74.95	1369	11cc	103.95	1362
13cc	65.95	1385	13cc	80.95	1389	13cc	114.95	1382
15cc	66.95	1395	15cc	82.95	1399	15cc	118.95	1392

PRE-TUNED SYSTEM



READY TO ATTACH TO YOUR ENGINE AND FLY - NO TUNING NECESSARY



**HEADER - SCREWS - SILICONE CONNECTOR/TIE STRAP
MUFFLED TUNED PIPE - MOUNTING BRACKET**

ENGINE(S) FITTED	PRICE	STOCK NUMBER	ENGINE(S) FITTED	PRICE	STOCK NUMBER
.25 ENGINES	69.95		.61 ENGINES	88.95	
O.S. .25-.32 FX, SR FSR, MAGNUM .25-.28 PRO TT PRO .25-.36, MDS .28-.38 FS PRO		1910	K & B .61		1970
S.T.G. .34 AERO (bolt through)		1913	O.S. .61 FX, TT PRO .61, MDS .68 FS PRO		1973
.40-.45 ENGINES	79.95		O.S. .61 SF (long-stroke) (non-pump),		1976
K & B .40		1930	O.S. .60 & .61 FSR		1980
MVVS .40		1933	ROSSI .60		1986
O.S. .40 FP, MAGNUM GP .40-.44, TT .42 & .46 GP		1936	S.T. S .61, COMO .61 (bolt through)		1990
O.S. .40-.45 FSR, ROYAL .40-.45, ASP .40		1940	S.T. S .61K (bolt on)		1993
O.S. .40-.46 FX & SF, ASP .46, ROYAL .46 TT PRO .40-.46, MDS .48 FS PRO		1943			
ROSSI .40 & .45		1946			
S.T. GS .40-.45, COMO .40-.45 (bolt through)		1950			
S.T. S .40-.45K (bolt on)		1953			

WIZARDS



SIZE	PRICE	STOCK NUMBER
3.5cc (.20-.25) (approx 7")	39.95	1820
3.5cc Ducted Fan Exhaust System (for R.K. .20 with K&B 3.5 engine)	53.95	1821
3.5cc Ducted Fan Exhaust System (for R.K. .20 with O.S. .25 VF DF engine)	53.95	1822
Sport .40 (approx 8 3/4")	43.95	1835

FOUR-CYCLE




4-CYCLE FLEXIBLE QUIET MUFFLER SYSTEM

This system can be purchased in two ways:

A - As a pre-assembled system, with straight adapter
(unless otherwise indicated with 90° adapter)

B - As separate items:

motor adapter (straight or 90°),
flexible tubing and muffler pipe



- MOTOR ADAPTER
- QUIET MUFFLER PIPE
- FLEXIBLE TUBING

A - PRE-ASSEMBLED SYSTEM

ENGINE(S) FITTED	PRICE	STOCK NUMBER	ENGINE(S) FITTED	PRICE	STOCK NUMBER
Y.S. 120 (with 90° motor adapter included)	103.95	1689	Y.S. 91 & 120 (with straight fitting)	92.95	1693
ENYA 80 4C, O.S. 40-60 FS & SURPASS	92.95	1690	SAITO FA 120 & FA 300		1694
ENYA 90, O.S. 70 & 91 SURPASS, ASP 80, YS .53		1691	O.S. 120 SURPASS, GEMINI 240 & 300		1695
O.S. 90 FS, SAITO 65 & 90		1692	ENYA R-120 4C		103.95

MUFFLER EXTENDER (includes 1-90° muffler adapter + 1-straight muffler adapter + 1-9" flex tube)



	PRICE	STOCK NUMBER
Y.S. 91 & 120	49.95	1663
SAITO FA 120 & 300		1664

B - PARTS LIST

SIZE	ENGINE(S) FITTED	STRAIGHT ADAPTER	NO. OF NOTCHES	PRICE	STOCK NUMBER
10 x .75	ENYA 80, O.S. 40-60 FS & SURPASS		0	16.95	1650
11 x .75	ENYA 90, O.S. 70 & 91 SURPASS, ASP 80, YS .53		1 Notch		1651
12 x 1.0	O.S. 90 FS & SAITO 65 & 90		2 Notches		1652
13 x 1.0	Y.S. .91 & 120		3 Notches		1653
14 x 1.0	SAITO FA 120 & FA 300		4 Notches		1654
14 x .75	O.S. FS 120 SURPASS		5 Notches		1655
SIZE	ENGINE(S) FITTED	90° ADAPTER	NO. OF NOTCHES		PRICE
10 x .75	ENYA 80, O.S. 40-60 FS & SURPASS		0	26.95	1670
11 x .75	ENYA 90, O.S. 70 & 91 SURPASS, ASP 80, YS .53		1 Notch		1671
12 x 1.0	O.S. 90 FS & SAITO 65 & 90		2 Notches		1672
13 x 1.0	Y.S. 120		3 Notches		1673
14 x 1.0	SAITO FA 120 & FA 300		4 Notches		1674
14 x .75	O.S. FS 120 SURPASS		5 Notches		1675

Adapter Plates

	PRICE	STOCK NUMBER
ENYA R120 TO 14 x 1.0 (also requires #1654 or #1674 to adapt to flex tubing)	14.95	1657

MUFFLER PIPE

	PRICE	STOCK NUMBER
40-120 QUIET MUFFLER PIPE	68.95	1682

FLEXIBLE TUBING

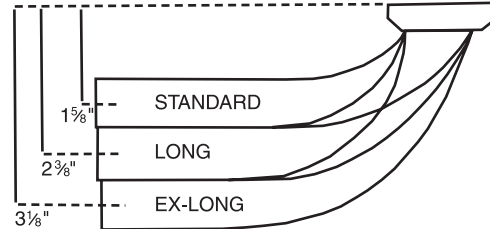
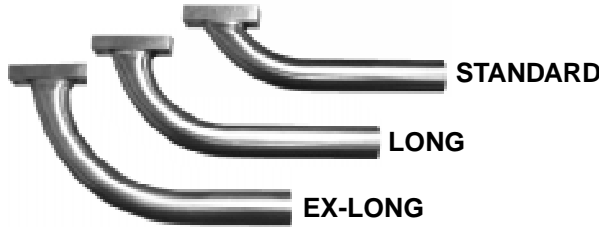
LENGTH	PRICE	STOCK NUMBER	LENGTH	PRICE	STOCK NUMBER
9"	8.95	9411	18"	13.95	9413
12"	9.95	9412	24"	16.95	9414

HEADER PIPES



SIDE EXHAUST ENGINES

MARINE: SAME AS STANDARD WITH 15" UPSWEEP



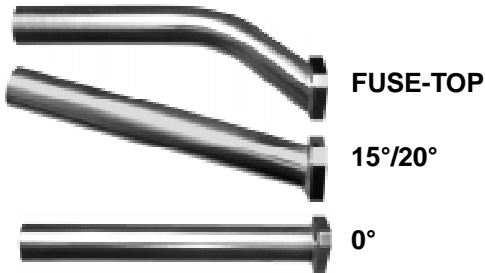
EACH HEADER IS CUSTOM FIT TO THE SPECIFIC ENGINE AND INCLUDES FLEXIBLE CONNECTOR AND TIE STRAPS

ENGINE(S) FITTED	PRICE	STOCK NUMBER				ENGINE(S) FITTED	PRICE	STOCK NUMBER			
		STD	LONG	EX-LONG	MARINE			STD	LONG	EX-LONG	MARINE
.10-.15 ENGINES	20.95					.50-.91 ENGINES	25.95				
O.S. .10 FSR, .10-.15 FP, TT GP .10-.15 MDS .18 FS PRO		2040	2041	2042	2043	ENYA .45-.50SS		2710	2711	2712	2713
.20-.36 ENGINES	23.95					H.P. .61	2730	2731	2732	2733	
MVVS .20		2260	2261	2262	2263	WEBRA .61 SPEED (old strap)	2750	2751	2752	2753	
IRVINE .20		2270	2271	2272	2273	IRVINE .61, FOX .60 EAGLE III	2770	2771	2772	2773	
O.S. .20-.25 FP, MAGNUM .21-.28 GP S.T.G. .34, TT PRO .25		2300	2301	2302	2303	K & B .61, H.B. .61, WEBRA .61 BH	2800	2801	2802	2803	
O.P.S. 3.5, Norvel .25		2310	2311	2312	2313	Y.S. .61 long, KRAFT .61, RJLK .61	2810	2811	2812	2813	
O.S. .21-.32 FX & SX, ENYA .21 CX - SS30 TT PRO .25-.36, MAGNUM .25-.28 PRO WEBRA .28 SPD, MDS .28-.38 FS PRO		2340	2341	2342	2343	MOKI .60	2820	2821	2822	2823	
S.T. S .21-.34K (bolt on)		2360	2361	2362	2363	MDS .58 FS PRO (bolt through)	2850	2851	2852	2853	
.35-.46 ENGINES		24.95					O.S. .50 FSR, .61 FSR	2860	2861	2862	2863
ENYA .40 X, O.P.S. .40	2420		2421	2422	2423	ASP .61, ENYA 60X, MVVS .61-.77, WEBRA .61 SPEED (bolt on)	2870	2871	2872	2873	
H.B. .40	2490		2491	2492	2493	O.S. .61 FX, SF, .60 FP (bolt through) MAGNUM .61 PRO, TT GP & PRO .61	2900	2901	2902	2903	
JETT .40-.46	2500		2501	2502	2503	MDS .68 FS PRO	2920	2921	2922	2923	
K & B .40 (bolt through)	2530		2531	2532	2533	ROSSI .60 & .61, POWERHOUSE .60	2930	2931	2932	2933	
K & B .45 SPORTSTER, K & B .48	2540		2541	2542	2543	S.T.G .60, S. .61-.75					
MVVS .40	2550		2551	2552	2553	S.T.G 90 (bolt through)	2940	2941	2942	2943	
O.S. .40-.45 FSR, ASP .40, IRVINE .40 FOX .45 & 50 BBRC (bolt on)	2580		2581	2582	2583	COMO .61-.75 (bolt through)	2970	2971	2972		
O.S. .40-.46 FX & SF, TT PRO .40-.46, MECOA .40-.46, GMS 2000 .40 & .47 (bolt through), ASP .46, MDS .48 FS PRO	2590		2591	2592	2593	S.T. S .61K, .75K (bolt on)	2980	2981	2982		
ROSSI .40-.45, POWERHOUSE .40-.45	2600		2601	2602	2603	Y.S. .60 (non long-stroke)					
S.T. GS .40-.45	2620		2621	2622	2623	.90-1.08 ENGINES					
COMO .40-.50 (bolt through)	2630		2631	2632	2633	O.S. .90-1.08					
S.T. S .40-.45, COMO .40-.45 (bolt on)	2640		2641	2642	2643	S.T.G 90 (bolt through)					
WEBRA .40-.45 SPEED (bolt through)	2650		2651	2652	2653	O.S. .91 FX					
WEBRA .40RC, O.S. .40 FP, .40-.46 LA MAGNUM .40-.44 GP, TT .42 & .46 GP	2660		2661	2662	2663	1.2-1.5 ENGINES					
WEBRA .40 SPEED (old strap)	2670	2671	2672	2673	IRVINE 120-150	4050	4051	4052			
YS .45 SF					ASP 120, MAGNUM XL 120	4070	4071	4072			
BOLT THROUGH		BOLT ON				MOKI 130	4080	4081	4082		
					S.T.G 2300	4090	4091	4092			
					TT 120 PRO	4100	4101	4102			
					WEBRA 120, BULLY 1.2 PR, GMS 120	4130	4131	4132			
					ZENOAH G-23	4150	4151	4152			
					1.5-3.2 ENGINES						
					MOKI 1.5-1.8-2.1	4230	4231	4232			
					S.D. 2.6-3.2 ci	4280	4281	4282			
					S.T.S. 2000-2500-3000-3250	4300	4301	4302			
					O.S. 160 FX, 3500 BGX / S.T.S. 4500	4310	4311	4312			
					TARTAN & TWIN	4340	4341	4342			
					3 W 35cc & 70-80cc TWIN	4360	4361	4362			
					ZENOAH 445 TWIN	4400	4401	4402			
					ZENOAH G-45	4420	4421	4422			
					3.0-4.8 ENGINES (*)						
					QUADRA 52cc	4460	4461	4462			
					3 W 60cc & 120CC TWIN	4520	4521	4522			
					ZENOAH Q G-62	4560	4561	4562			

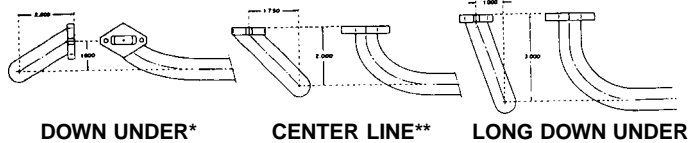
HEADER PIPES



REAR EXHAUST ENGINES



SPECIAL APPLICATION HEADERS SIDE EXHAUST ENGINES



*The down under header is for use on a high wing airplane with an upright mounted engine. The pipe will be down under the wing and away from the side of the airplane.

**The CENTER LINE header can be used the same as the Down Under header but with more of a drop. Or on a side mount engine it will put the pipe in the center of the airplane's belly.

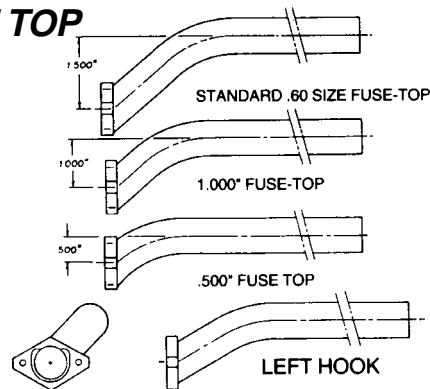
ENGINE(S) FITTED	STOCK NUMBER		
	0°	15°	FUSE-TOP
.15-.20 ENGINES	13.95	13.95	20.95
RJL CONQUEST .15	3200	3201	3202
.21-.34 ENGINES	14.95	14.95	22.95
K & B 3.5, O.S. .25 VF-DF	3350	3351	3352
MVVS .20R	3370	3371	3372
.40-.46 ENGINES	16.95	16.95	24.95
K & B 6.5-7.5, IRVINE .40 RE	3450	3451	3452
MVVS .40 R	3470	3471	3472
O.P.S. .40	3480	3481	3482
O.S. .40-.46 VF + VR-M	3520	3521	3522
YS .45 RF	3570	3571	3572
.60-.65 ENGINES	18.95	18.95	25.95
ENYA .60	3590	3591	3592
K & B .67 (11cc)	3600	3601	3602
IRVINE .61 RE	3610	3611	3612
MOKI .61 R	3630	3631	3632
O.S. .61 VF, O.S. .65 VR-M	3680	3681	3682
MVVS .60-.77 R, FOX, 60R	3720	3721	3722
ROSSI .61 (for O-ring)	3760	3761	3762
S.T. X .61 (bolt on)	3780	3781	3782
WEBRA .61, OPS .60, YS .61-R (long-stroke)	3810	3811	3812
Y.S. .60R (std stroke)	3860	3861	3862
.91 ENGINES	21.95	21.95	27.95
K & B .82-1.0 (bolt on)	3880	3881	3882
O.S. .77-.91VR (bolt on)	3890	3891	3892
K & B .82-1.0 (for O-ring) ROSSI .91 R / O.S. .77-.91VR (for O-ring)	3930	3931	3932
ENGINE(S) FITTED	0°	20°	FUSE-TOP
1.2-1.5 ENGINES	23.95	23.95	30.95
MOKI 120 R	4720	4721	4722
O.S. 140 RX	4740	4741	4742
TT 120 R	4760	4761	4762
WEBRA 120 LS R, UAV 1.2 LS - 1.4 SP	4780	4781	4782
1.8-2.7 ENGINES	26.95	26.95	36.95
RYOBI 31 SP	4820	4821	4822
MAGNUM II R	4840	4841	4842
QUADRA 42cc R	4860	4861	4862
ZENOAH Q G-38 R	4880	4881	4882

	PRICE	DOWN UNDER	CENTER LINE	LONG DOWN UNDER	LONG CENTER LINE
KRAFT .61, YS 61 LONG	29.95	2804	2805	2806	2807
OS .61 FSR, ASP .61-.91		2854	2855	2856	2857
ENYA .61 X, WEBRA .61 SP (BO)		2864	2865	2866	2867
OS .61 SF (long-stroke)		2924	2925	2926	2927
S.T.S. .61 K (bolt on)					

SPECIAL APPLICATION HEADERS REAR EXHAUST ENGINES

180°		PRICE	STOCK NUMBER	ENGINE(S) FITTED	PRICE	STOCK NUMBER
O.S. .21 RZ-M	32.95	3365	O.S. .46 VX-M	36.95	3525	
			K&B 6.5-7.5		3455	

FUSE TOP



	STANDARD 15 FUSE TOP	.500" FUSE TOP	1.000" FUSE TOP	LEFT HOOK
PRICE	25.95	26.95	26.95	26.95
O.S. .61-.82 VF-RF	3682	3683	3684	3687
WEBRA .61, OPS .60, YS .61-R (long-stroke)	3812	3813	3814	3817
	STANDARD 175 FUSE TOP	.750" FUSE TOP	1.250" FUSE TOP	2.250" FUSE TOP
PRICE	30.95	32.95	34.95	36.95
O.S. 140 RX	4742	4743	4744	4745
TT 120 R	4762	4763	4764	4765
WEBRA 120 LS R, UAV 1.2 LS - 1.4 SP	4782	4783	4784	4785

ACCESSORIES




DESCRIPTION	PRICE	STOCK NUMBER
PRESSURE FITTING - 8-32 THREAD	1.40	9021
THIN WALL	2.75	9041
90° THIN WALL	3.95	9051
ALL-METAL INLINE FINE MESH FUEL FILTER	6.95	9081
EXHAUST DIVERTER - 7/16 OD X .035 Wall	6.55	9113
1/2 OD X .035 Wall	6.55	9114
9/16 OD x .035 Wall	6.55	9115
5/8 OD x .035 Wall	6.55	9116
SILICONE HEADER PIPE CONNECTOR, 1/2" ID x 1 1/2" LONG WITH 2 CINCH STRAPS (for .10-.35 engines)	2.95	9161
SILICONE TUBING, 1/2" ID - 1 FOOT (for .35-.90 engines)	11.95	9163
1 YARD	22.95	9164
SILICONE HEADER PIPE CONNECTOR, 5/8" ID x 2" LONG WITH 2 CINCH STRAPS (for .35-.90 engines)	3.25	9171
SILICONE TUBING, 1/2" ID - 1 FOOT (for .35-.90 engines)	11.95	9173
1 YARD	22.95	9174
SILICONE HEADER PIPE CONNECTOR, 3/4" ID x 2 1/2" LONG WITH 2 CINCH STRAPS (for .91-3.2 engines)(*)	3.55	9181
SILICONE TUBING, 3/4" ID - 1 FOOT (for .91-3.2 engines)(*)	12.95	9183
1 YARD	23.95	9184
CINCH STRAPS FOR HEADER PIPE 10/PACK	1.25	9211
PIPE MOUNT KIT (for .20-3.2 engines)	2.95	9231
"O" RING, 1/2" ID (for 3.5 ducted fan system) 3/PACK	1.25	9251
ALUMINUM TUBING 9/16 OD x 6" (for .10-.15 engines)	3.25	9351
9/16 OD x 12"	4.75	9352
5/8 OD x 6" (for .20-.36 engines)	3.75	9361
5/8 OD x 12"	5.25	9362
3/4 OD x 6" (for .35-1.08 engines)	4.25	9371
3/4 OD x 12"	5.75	9372
PROPELLER HUB NUTS - (A) 1/4" x 28	4.95	9122
ALUMINUM (B) 5/16 x 28	4.95	9123
(D) 6mm x 1mm	4.95	9125
(E) 7mm x 1mm	4.95	9126
(H) 8mm x 1.25mm	4.95	9128
PROPELLER HUB NUTS - (A) 1/4" x 28	6.55	9132
BRASS (B) 5/16 x 28	6.55	9133
(D) 6mm x 1mm	6.55	9135
(E) 7mm x 1mm	6.55	9136
(H) 8mm x 1.25mm	6.55	9138

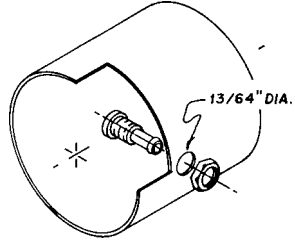
8/32 PRESSURE FITTING



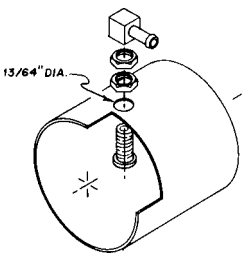
FUEL FILTER



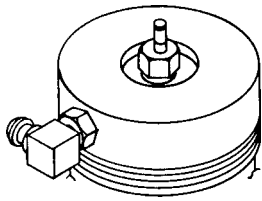
STRAIGHT THIN WALL PRESSURE FITTING



90° THIN WALL PRESSURE FITTING




90° WATER FITTING

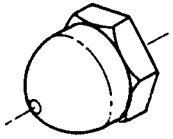


EXHAUST DIVERTER

Aluminum Exhaust Diverter.
Won't Burn Out!
Comes in 4 Sizes.



PROPELLER HUB NUT SIZING



ASP .28-.46	(A)
ASP .61	(B)
ENYA .21-.60 TV	(E)
ENYA .19-.45 CX	(D)
ENYA .25-.50 SS	(A)
FOX .60-1.2	(B)
HB .21-.61	(A)
HP .21-.61	(A)
HB 1.2	(B)
IRVINE (ALL)	(A)
K & B (ALL)	(A)
OS .21-.46	(A)
OS .60-1.2	(B)
ROSSI .40-.90	(H)
ROYAL .20-.45	(A)
SAITO .60-.90	(E)
SAITO 1.2	(H)
ST .21-.45	(A)
ST .60-.90	(B)
WEBRA .28-.61	(A)
YS .45-.61	(H)

SCREWS

SIZE	PRICE PER SET	STOCK NUMBER
STANDARD		
3/48 x 1 1/4" F.H.	1.99	9826
4/40 x 1/2" SOC		9832
4/40 x 3/4" SOC		9834
4/40 x 1 1/4" SOC		9836
4/40 x 1 1/2" SOC		9837
5/40 x 1/2" SOC		9842
5/40 x 3/4" SOC		9844
5/40 x 1 1/4" SOC		9846
5/40 x 1 1/2" SOC		9847
6/32 x 1/2" SOC		9852
6/32 x 3/4" SOC		9854
6/32 x 1 1/4" F.H.		9856
6/32 x 1 1/2" F.H.		9857
8/32 x 1 3/4" F.H.		9868
METRIC		
3mm x 12mm	1.99	9902
3mm x 20mm		9904
3.5mm x 12mm		9912
3.5mm x 20mm		9914
4mm x 12mm		9922
4mm x 20mm		9924
5mm x 16mm		9933
6mm x 16mm		9943